

Rhino PRODUCTS[®] SSK001 - Fitting Instructions



Mounting Points



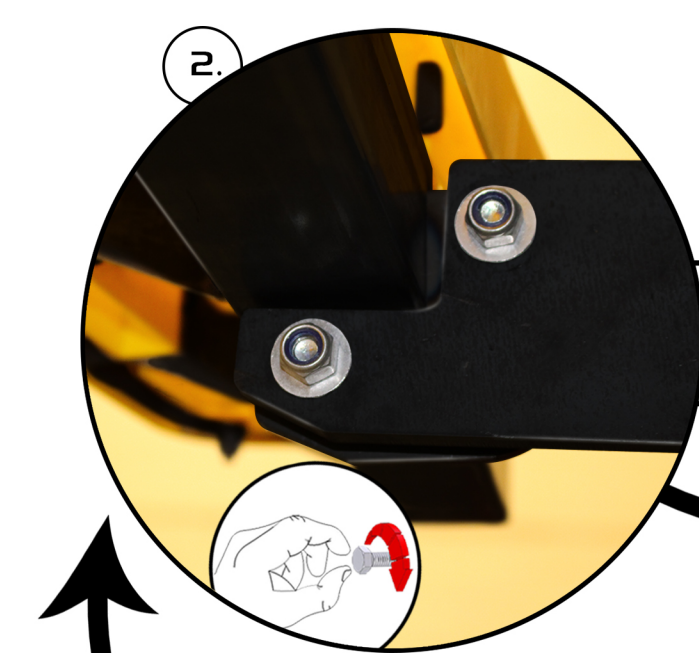
Vauxhall/Opel Vivaro: 2001-




Renault Trafic: 2001 -



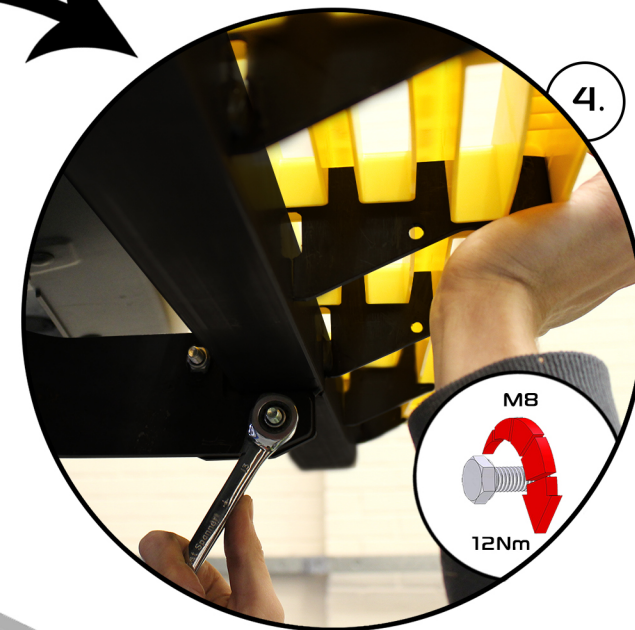
Nissan Primastar: 2002 -



SS
FS066
FW021
FN006




M10
53Nm

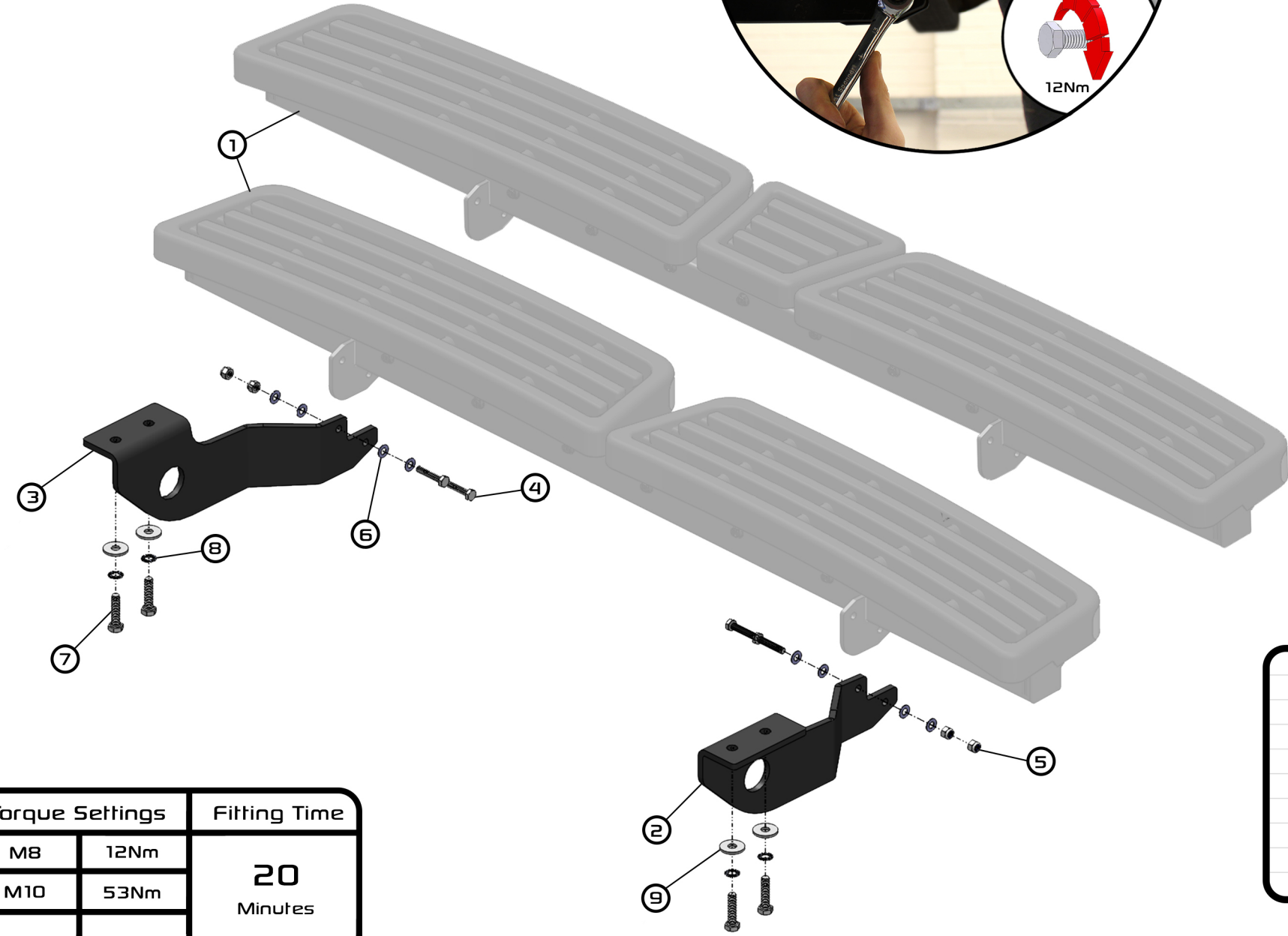


M8
12Nm

! If reversing sensors are fitted to the step, refer to the instructions supplied in the internal kit, 9A022.



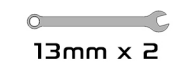
MS362
MS363
FS037
FW023
FW006



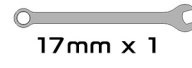
Requirements



Torque Wrench



13mm x 2



17mm x 1

Torque Settings

M8	12Nm
M10	53Nm

Fitting Time

20
Minutes

Item No.	Part No.	Description	Quantity
1	SS	Safestep	1
2	MS362	Outrigger Left	1
3	MS363	Outrigger Right	1
4	FS066	M8 x 40mm	4
5	FN006	M8 Nylock Nut	4
6	FW021	M8 Form B Washer	8
7	FS037	M10 x 40mm	4
8	FW023	M10 Lock Washer	4
9	FW006	M10 Form A Washer	4